



**SRU70RS**



**FEATURES**



**LED LIGHTING**  
LED Headlights & Taillights & Top Light Bar



**FRAME**  
Steel Frame & Roll Cage w/ Hood Reinforcement



**STYLING**  
Redesigned Body Plastic & Lights



**SAFETY**  
Improved Mesh Doors & Safety Flag

**SPECIFICATIONS**

ENGINE	
Engine Type	168.9 cc, Single-cylinder, 4-stroke, Air-cooled
Compression Ratio	9.2 : 1
Rated Output	11.1 hp @ 8,000 rpm
Rated Torque	8.1 ft·lb @ 6,000 rpm
Fuel Supply	Carburetor, 30 mm
Drive System	RWD; Chain
Transmission	Belt Drive + Chain Drive w/ CVT (F - N - R)

CHASSIS	
Front Suspension	Dual A-arm
Rear Suspension	Swingarm
Brake, FR   RR	Disc   Disc
Tire, FR   RR	21 x 7 - 10   22 x 10 - 10


DIMENSIONS	
Wheelbase	72 inches
Ground Clearance	7 inches
Fuel Tank	2.9 gallons
Weight	540 pounds
Weight Capacity	330 pounds
Cargo Bed	33 x 16 x 6 inches
Safety Flag	Yes
L x W x H	98 x 48 x 60 inches

OTHER	
Optional Accessories	Windshield



BUSINESS CARD

All figures based on the latest information at time of publication and subject to change without notice and obligation. Contact your local dealer for specific availability. Obey the law and always wear a dot approved helmet, appropriate eye protection, and proper clothing whenever you ride. Read your owner's manual and inspect your vehicle before riding. Respect the rights of others when you ride, never ride after consuming drugs or alcohol, and never race other vehicles. Vehicle photos and specifications in this brochure reflect models sold in the USA only. Visit [www.ssrmotorsports.com](http://www.ssrmotorsports.com) for more information. SSR Motorsports, the SSR logo, and SSR model names are trademarks of SSR Motorsports. © 2021 SSR Motorsports. Printed in the USA.



**SSR MOTORSPORTS**

13220 Molette St. • Santa Fe Springs, CA 90670  
Ph: (562) 926-2888 Fx: (562) 926-6999  
[www.ssrmotorsports.com](http://www.ssrmotorsports.com)






## BISON 400U



### FEATURES



**LED LIGHTING**  
LED Headlights & Taillights



**DRIVE SYSTEM**  
4WD w/ Locking Rear Differential



**WINDSHIELD**  
Included Standard



**CARGO BED**  
Lift Assisted Dump Bed

### SPECIFICATIONS

ENGINE	
Engine Type	390.8 cc, Single-cylinder, 4-stroke, Water-cooled
Compression Ratio	10 : 1
Rated Output	22.8 hp @ 6,500 rpm
Rated Torque	22.1 ft-lb @ 5,000 rpm
Fuel Supply	EFI
Drive System	4WD; Rear Locking Differential
Transmission	Automatic w/ CVT (L - H - N - R - P)

CHASSIS	
Front Suspension	Macpherson Strut
Rear Suspension	Dual A-arm
Brake, FR   RR	Dual Disc   Disc
Tire, FR   RR	AT25 x 8 - 12   AT25 x 10 - 12

DIMENSIONS	
Wheelbase	71.6 inches
Ground Clearance	10.2 inches
Fuel Tank	4.8 gallons
Weight	1135.4 pounds
Cargo Bed	36.6 x 50 x 11.8 inches
Bed Capacity	440 pounds
Towing Capacity	1000 pounds
L x W x H	103.3 x 58.3 x 76.4 inches

OTHER	
Optional Accessories	Fabric Enclosure   Winch




## BISON 200U



### FEATURES



**FUEL SUPPLY**  
Electronic Fuel Injection (EFI)



**DRIVE SYSTEM**  
Rear Shaft Drive w/ Rear Differential



**WINDSHIELD**  
Included Standard



**CARGO BED**  
Lift Assisted Dump Bed

### SPECIFICATIONS

ENGINE	
Engine Type	177.3 cc, Single-cylinder, 4-stroke, Air & Oil-cooled
Compression Ratio	8.8 : 1
Rated Output	8.7 hp @ 6,500 rpm
Rated Torque	8.1 ft-lb @ 4,500 rpm
Fuel Supply	EFI
Drive System	Rear Shaft Drive w/ Rear Differential
Transmission	Automatic w/ CVT (L - H - N - R)

CHASSIS	
Front Suspension	Macpherson Strut
Rear Suspension	Dual A-arm
Brake, FR   RR	Dual Disc   Disc
Tire, FR   RR	24 x 8 - 12 Off-road Tire   24 x 8 - 12 Off-road Tire

DIMENSIONS	
Wheelbase	63.7 inches
Ground Clearance	10.2 inches
Fuel Tank	4.8 gallons
Weight	844.4 pounds
Cargo Bed	26.4 x 43.4 x 9.5 inches
Bed Capacity	220 pounds
Towing Capacity	450 pounds
L x W x H	92.5 x 54.3 x 73.6 inches

OTHER	
Optional Accessories	Fabric Enclosure




## BISON 200P



### FEATURES



**FUEL SUPPLY**  
Electronic Fuel Injection (EFI)



**DRIVE SYSTEM**  
Rear Shaft Drive w/ Rear Differential



**WINDSHIELD**  
Included Standard



**REAR PASSENGER SEAT**  
Flip Type w/ 2 Seats & Seat Belts

### SPECIFICATIONS

ENGINE	
Engine Type	177.3 cc, Single-cylinder, 4-stroke, Air & Oil-cooled
Compression Ratio	8.8 : 1
Rated Output	8.7 hp @ 6,500 rpm
Rated Torque	8.1 ft-lb @ 4,500 rpm
Fuel Supply	EFI
Drive System	Rear Shaft Drive w/ Rear Differential
Transmission	Automatic w/ CVT (L - H - N - R)

CHASSIS	
Front Suspension	Macpherson Strut
Rear Suspension	Dual A-arm
Brake, FR   RR	Dual Disc   Disc
Tire, FR   RR	24 x 8 - 12 Turf Tire   24 x 8 - 12 Turf Tire

DIMENSIONS	
Wheelbase	63.7 inches
Ground Clearance	10.2 inches
Fuel Tank	4.8 gallons
Weight	866.4 pounds
Rear Seat	Flip Type w/ 2 Seats & Seat Belts
Rear Seat Capacity	330 pounds
Towing Capacity	450 pounds
L x W x H	105.5 x 54.3 x 73.6 inches

OTHER	
Optional Accessories	Extended Roof